

Rigid Endoscope Fault Identification

Is your scope suitable for use?
Think **TWICE**

TIP

Check the tip of the endoscope for sharpness and any type of damage to the tube such as dents and cracks

WINDOWS

Make sure the windows at the tip and eyepiece are free from dirt and cracks

ILLUMINATION


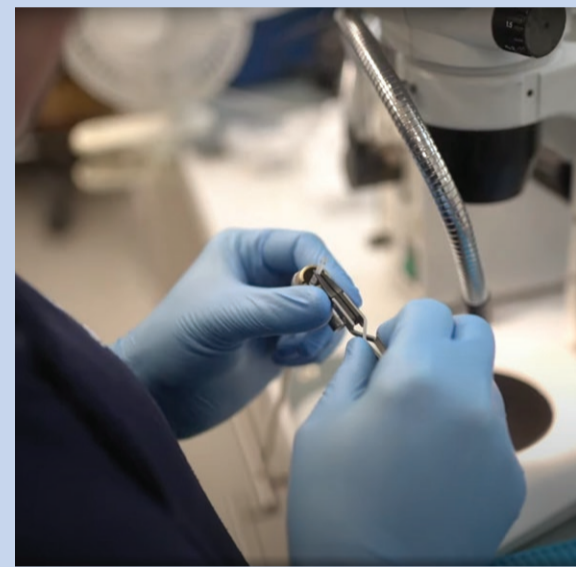
Hold the scope lightpost to a light source to see if the output is bright and clear at the tip

CLARITY

Look through the eyepiece, is the image clear and free from shadows, dots and lines.

ENVIRONMENT

If you think twice and the endoscope isn't suitable for use then think of the environment and repair instead of replace



All major brands of rigid endoscope
can be repaired at our workshop
in Southend-on-Sea, Essex


SMART REPAIR

SURGIFIX
ONLINE PORTAL



 Proud to be a family-run British company

+44 (0)1702 602050
info@surgicalholdings.co.uk
surgicalholdings.co.uk



Based in
the City of
Southend



Promoting education;
sharing knowledge
and offering training
opportunities